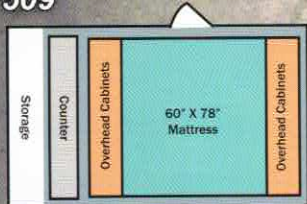


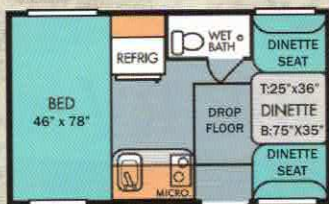
# FLOORPLANS

509



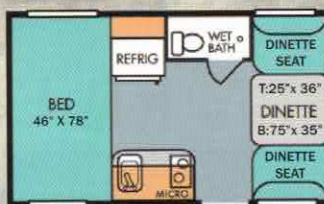
LN: 13'2"

155



LN: 14'9"

155 XL



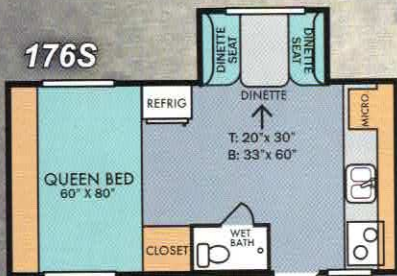
LN: 14'9"

166



LN: 15'11"

176S



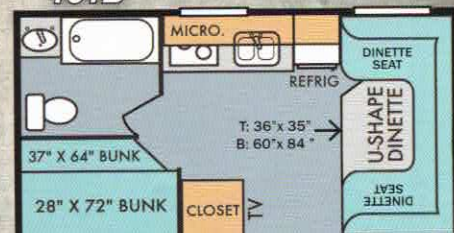
LN: 18'6"

177/177SE



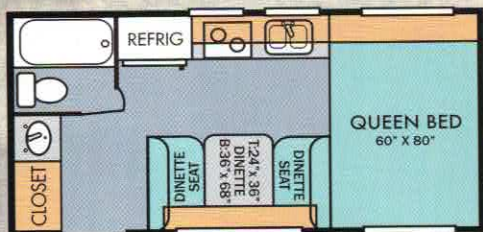
177: LN: 18'9"  
177SE: LN: 18'9"

181B



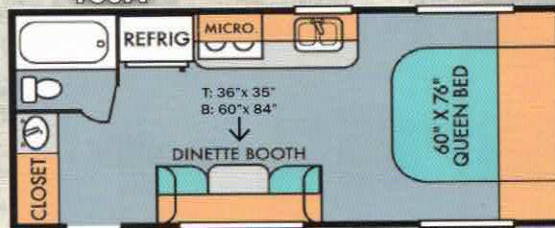
LN: 18'9"

180R



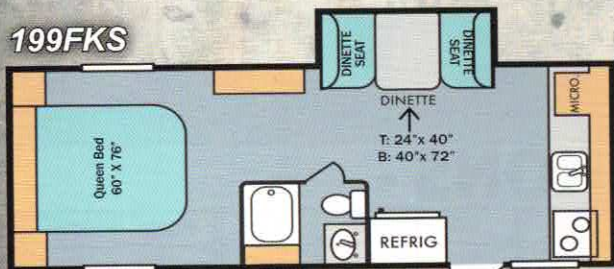
LN: 20'6"

189R



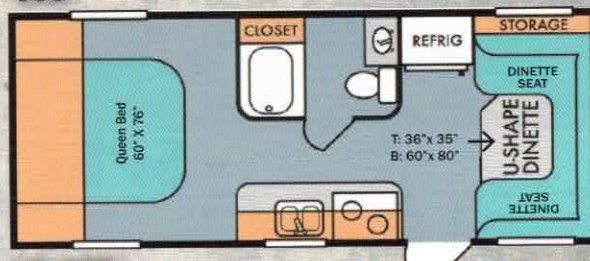
LN: 23'

199FKS



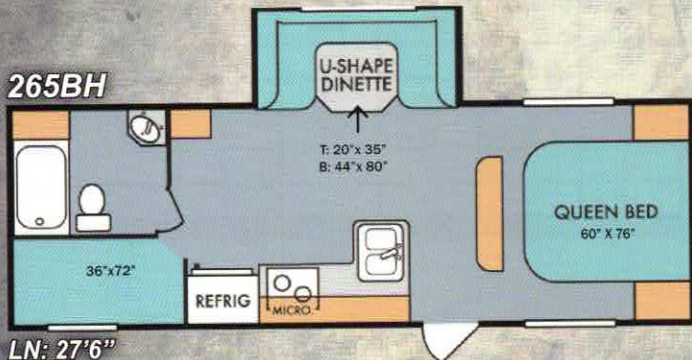
LN: 25'6"

195



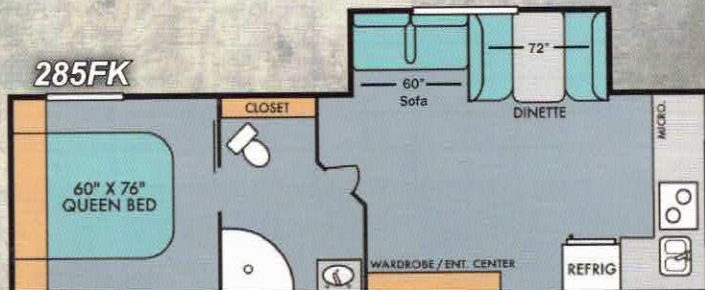
LN: 24'7"

265BH



LN: 27'6"

285FK



LN: 30'8"

T= Table B= Bed

48\"/>



1775 E US 20,  
LaGrange, IN 46761

**BY RIVERSIDE RV**

[www.riversidervs.net](http://www.riversidervs.net)

*Your lite-weight travel trailer headquarters.*



Amish craftsmanship in every unit.



180R



## - SPECIFICATIONS -

Model	509	155	155XL	166	176S	177	181	180	189	195	199FKS	265BH	285FK
Overall Length	13'2"	14'9"	14'9"	15'11"	18'6"	18'9"	19'9"	20'6"	23'	24'7"	25'6"	27'6"	30'8"
Hitch Dry Weight (lbs.)	200	340	360	240	400	380	380	360	360	720	840	500	TBA
Average Shipping Wt.	1180	2200	2240	2500	3250	3060	3275	3600	3750	3925	4429	4820	TBA
Carrying Capacity (lbs.)	500	1640	1620	1240	650	820	605	3760	3610	3795	3420	2680	TBA
Exterior Width	5'	6'10"	6'10"	6'10"	7'6"	8'	8'	8'	8'	8'	8'	8'	8'
Fresh Water (gal.)	17 Capt.	11	11	11	39	39	39	39	39	39	39	39	39
Grey Water (gal.)	—	—	18	18	32	32	32	32	32	32	32	32	32
Black Water (gal.)	—	5	5	5	24	10	17	17	17	17	17	17	17
Tire Size	13	13	14	14	14	14	14	14	14	14	14	14	14

**Thank you for your interest  
in Riverside RV.**

We offer a complete line of lite-weight,  
lite-priced travel trailers. You are invited to  
visit our website for additional information.

Dealer: